



Gunnison
COPPER



Invest in America

TSX:GCU / OTCQB: GCUMF
GunnisonCopper.com

Disclaimers

Special Note Regarding Forward-Looking Information: This presentation contains "forward-looking information" concerning anticipated developments and events that may occur in the future. Forward looking information contained in this presentation includes, but is not limited to: (i) the estimation of mineral resources and mineral reserves; (ii) the robust economics, potential returns associated with the Gunnison Project, (iii) the technical viability of the Gunnison Project and the potential to develop it using an open pit mining scenario; (iv) the market and future price of copper; (v) expected infrastructure requirements; (vi) the updated economics on the Gunnison Project and JCM, (vii) the results of the Gunnison PEA and Strong & Harris PEA including statements about future production, future operating and capital costs, the projected IRR, NPV, payback period, construction timelines, permit timelines and production timelines for Strong and Harris; (viii) the potential production from the Johnson Camp mine; (ix) future exploration potential; (x) the permitting process and permitting risk; (xi) the benefits of well stimulation; (xii) the details of the Stage 2 development program with Nuton; (xiii) developing a long-life, multi-asset, mining camp in Arizona; (xiv) the receipt and allocation of 48C tax credits; and (xv) permitting timelines and expectations for project milestones.

In certain cases, forward-looking information can be identified by the use of words such as "plans", "expects" or "does not expect", "is expected", "budget", "scheduled", "estimates", "forecasts", "intends", "anticipates" or "does not anticipate", or "believes", or variations of such words and phrases or state that certain actions, events or results "may", "could", "would", "might" or "will be taken", "occur" or "be achieved" suggesting future outcomes, or other expectations, beliefs, plans, objectives, assumptions, intentions or statements about future events or performance. Forward-looking information contained in this presentation is based on certain factors and assumptions regarding, among other things, the estimation of mineral resources, the realization of resource estimates, copper and other metal prices, the impact of carbon dioxide gas reducing fluid flows at the Gunnison Project, the success of well stimulation activities, the timing and amount of future exploration and development expenditures, the estimation of initial and sustaining capital requirements, the estimation of labour and operating costs, the availability of necessary financing and materials to continue to explore and develop the Gunnison Project in the short and long-term, the progress of exploration and development activities, the receipt of necessary regulatory approvals, the completion of the permitting process, satisfaction of all conditions to receive the 48C tax credits and an agreement on their allocation, the estimation of insurance coverage, and assumptions with respect to currency fluctuations, environmental risks, title disputes or claims, and other similar matters. While the Company considers these assumptions to be reasonable based on information currently available to it, they may prove to be incorrect.

Forward looking information involves known and unknown risks, uncertainties and other factors which may cause the actual results, performance or achievements of the Company to be materially different from any future results, performance or achievements expressed or implied by the forward-looking information. Such factors include risks inherent in the exploration and development of mineral deposits, including risks relating to changes in project parameters as plans continue to be redefined including the possibility that mining operations may not commence at the Gunnison Project, risks relating to variations in mineral resources, grade or recovery rates resulting from current exploration and development activities, risks relating to the ability to access infrastructure, risks related to the impact of carbon dioxide gas reducing fluid flows at the Gunnison Project, the risk that well stimulation will not be successful, risks relating to changes in copper and other commodity prices and the worldwide demand for and supply of copper and related products, risks related to increased competition in the market for copper and related products and in the mining industry generally, risks related to current global financial conditions, uncertainties inherent in the estimation of mineral resources, access and supply risks, reliance on key personnel, operational risks inherent in the conduct of mining activities, including the risk of accidents, labour disputes, increases in capital and operating costs and the risk of delays or increased costs that might be encountered during the development process, regulatory risks, including risks relating to the acquisition of the necessary licenses and permits, financing, capitalization and liquidity risks, including the risk that the financing necessary to fund the exploration and development activities at the Gunnison Project may not be available on satisfactory terms, or at all, risks related to disputes concerning property titles and interest, environmental risks, risk related to failure to satisfy the conditions for the 48C tax credits and the additional risks identified in the "Risk Factors" section of the Company's reports and filings with applicable Canadian securities regulators.

Although the Company has attempted to identify important factors that could cause actual actions, events or results to differ materially from those described in forward-looking information, there may be other factors that cause actions, events or results not to be as anticipated, estimated or intended. Accordingly, readers should not place undue reliance on forward-looking information. The forward-looking information is made as of the date of this presentation. Except as required by applicable securities laws, the Company does not undertake any obligation to publicly update or revise any forward-looking information.

Additional information about the Gunnison Copper Project can be found in the technical report entitled "Gunnison Copper Project NI 43-101 Technical Report Open Pit Preliminary Economic Assessment", with the effective date of November 1st, 2024. Additional information on the Johnson Camp Project can be found in the technical report entitled "Johnson Camp Mine NI 43-101 Technical Report" with the effective date of March 12, 2025. Additional information on Strong & Harris can be found in the technical report entitled "Estimated Minerals Resources and Preliminary Economic Analysis, Strong and Harris Copper-Silver-Zinc Project, Cochise County, Arizona", dated effective September 9, 2021. Each of these reports is filed on SEDAR+ at www.sedarplus.ca.

Qualified Person: Gunnison's exploration work on the Gunnison Property and Johnson Camp properties is supervised by Stephen Twyerould, Fellow of AUSIMM, President and CEO of Gunnison and a Qualified Person as defined by National Instrument 43-101. Mr. Twyerould has reviewed and approved the technical information contained in this presentation. The technical information contained in this presentation with respect to Strong & Harris has been reviewed and approved by the following Independent Qualified Persons from MDA, a division of RESPEC: Mr. Jeff Bickel, C.P.G., of MDA, Reno, Nevada (geology and mineral resource); Mr. Michael Gustin, PhD., P.Geol, of MDA, Reno, Nevada (geology and mineral resource); Eur. Geol. Robert Bowell, PhD, C.Chem, C.Geol, SRK Consulting (UK) Limited, Cardiff, Wales, UK (mineral processing and metallurgical testing, recovery methods) and Mr. Thomas L. Dyer, P.E., of MDA, Reno, Nevada (mining methods, capital and operating costs, and economic analysis).

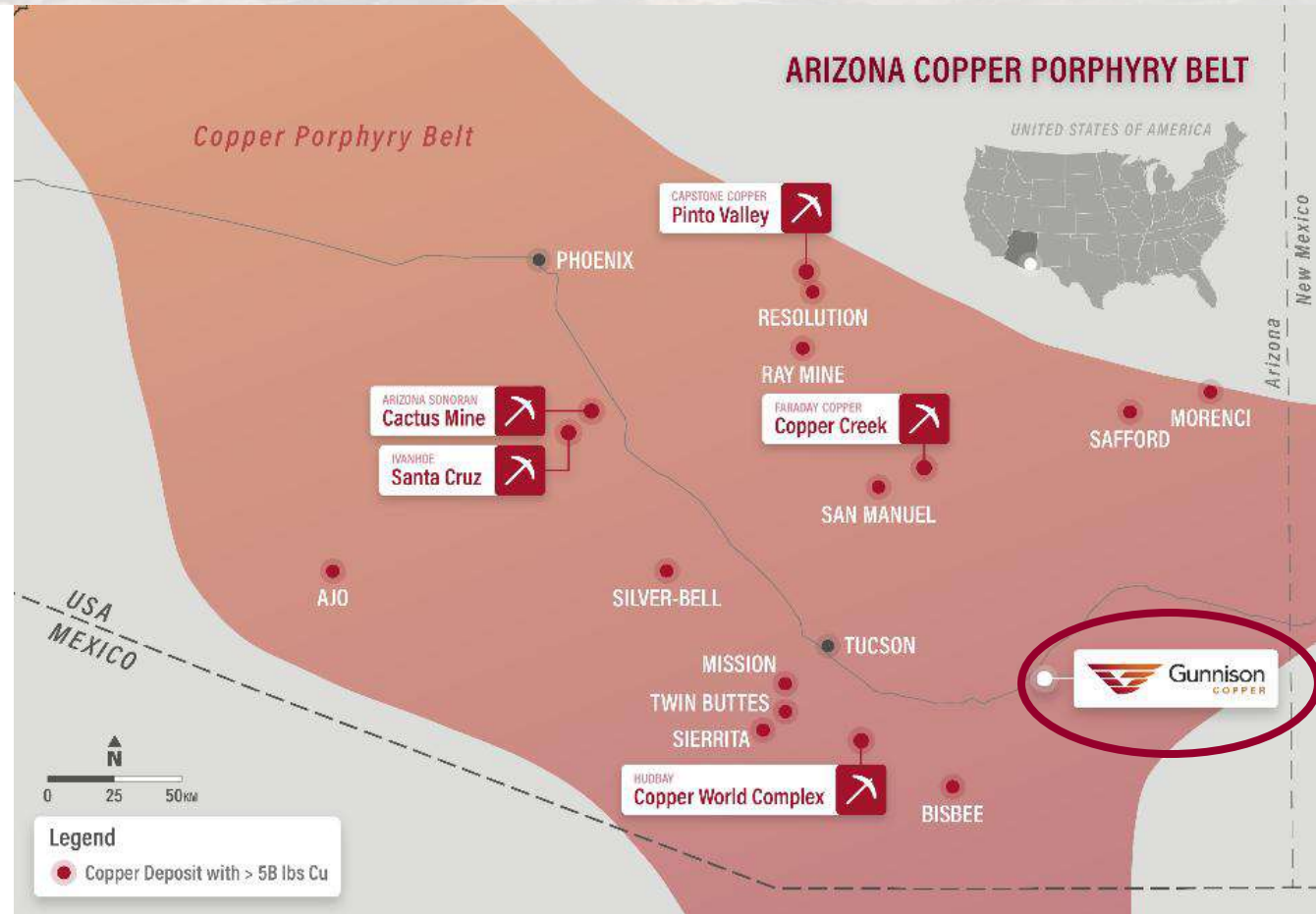
Pure Play Copper in SE Arizona (a Tier 1 Mining Jurisdiction)

Why Invest in Gunnison Copper?

1. Johnson Camp Mine: Proven Ability to Build and Operate Mines
2. Gunnison Copper Project: Massive Upside on this Development Project
3. Exploration Upside: There's More to be Found

Why Invest Now?

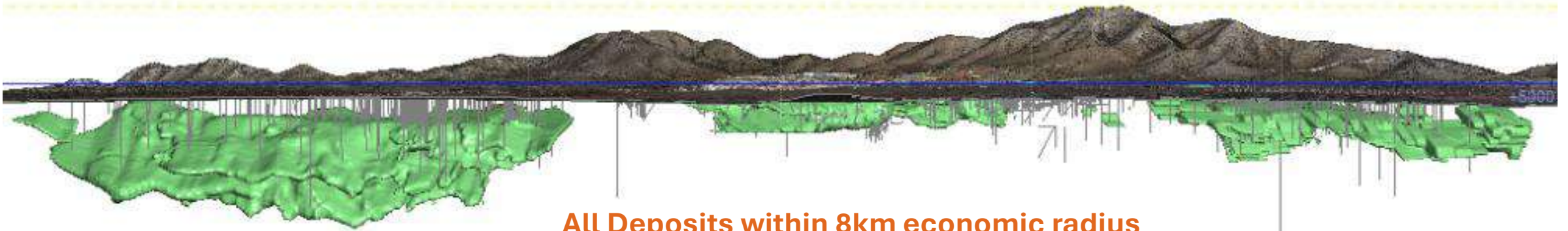
- Made in America Copper
- Major backers – Rio Tinto & US Dept of Energy
- Undervalued vs Peers
- **Major Catalysts in 2025 & 2026**



Why Invest?



Multi Asset Copper Development & Production Opportunities

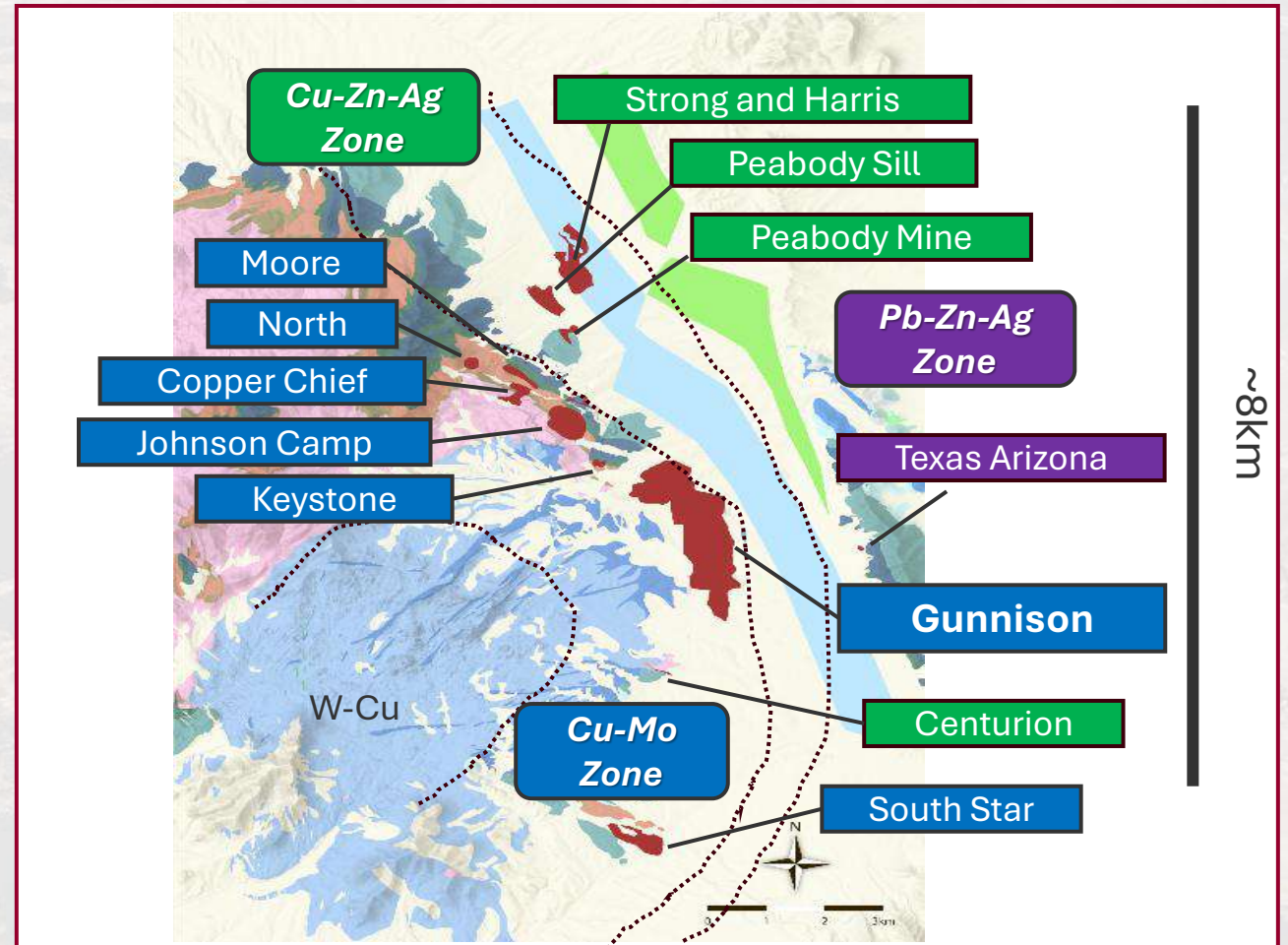


Gunnison Copper Project	Johnson Camp Mine	Strong & Harris
PEA - Resource Development	Producing Run-Of-Mine Oxide Ore	Satellite Deposits
Open Pit M&I Resources: 832 Mtons @ 0.31% (M: 191.3 Mt @ 0.37% I: 640.2 Mt @0.29%)	First Copper Production - August 2025	Inferred Resources: 76 Mtons @ 0.52%
Open Pit + Heap Leach + SX/EW	Open Pit + Heap Leach + SX/EW	Open Pit; Potential to Feed Gunnison Plant
PEA NPV8 after tax \$1,260M 21% IRR Initial Payback 4 years	25 Million lbs per Year Copper Cathode Capacity	Low Capex; High IRR
Value-Add Leading to Pre-Feasibility Studies	Fully Funded by Nuton LLC (Rio Tinto Venture)	Exploration Partnership Process

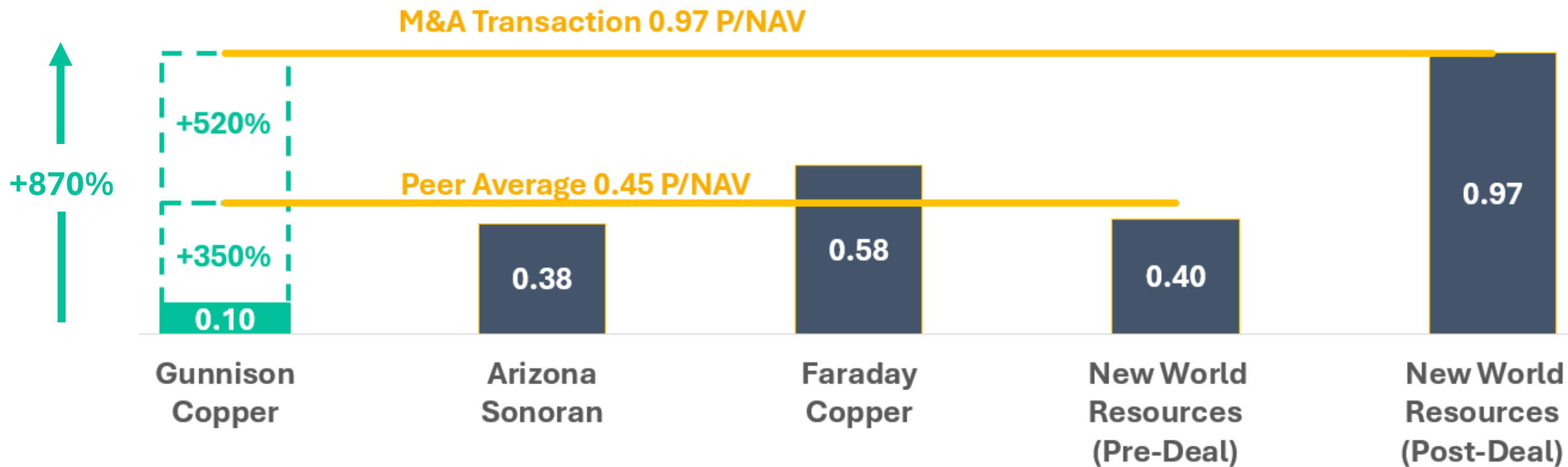
The PEAs are preliminary in nature, they include inferred mineral resources that are considered too speculative geologically to have the economic considerations applied to them that would enable them to be categorized as mineral reserves, and there is no certainty that the PEAs will be realized. Mineral resources that are not mineral reserves do not have demonstrated economic viability.

Exploration Upside- Cochise Mining District SE Arizona

- First time the Cochise Mining District is in one ownership: Gunnison Copper
- Classic Porphyry Copper style alternation and zonation
- No systematic modern exploration
- Known deposits are Skarn and CRD deposits
 - Where's is the Porphyry Copper deposit that fed them?
- Recent Mag/VTEM survey's indicate numerous untested anomalies beneath alluvial cover and known deposits
- **Rio Tinto interest in exploration partnership**



Illustrative Investor Value Proposition – Comparison vs Peers (P/NAV)



*Gunnison P/NAV based on management estimate. Peer group P/NAVs based on CIBC calculation (August 29, 2025)

The Gunnison PEA is preliminary in nature, it includes inferred mineral resources that are considered too speculative geologically to have the economic considerations applied to them that would enable them to be categorized as mineral reserves, and there is no certainty that the PEA will be realized. The above is an indicative projection only and is not a representation as to the future price or value of the Company's securities.

Johnson Camp Mine – America’s Newest Copper Producer



Copper Cathode from our Johnson Camp Mine

Construction Update

- Production from run-of-mine ore began in August 2025
- First copper cathode sales in September
- Cathode will be sold domestically to energy, defense, and/or manufacturing supply chains

Key Metrics & Mining

- 25 million lbs per year nameplate capacity
- Mining of mineralized material commenced in January 2025

Johnson Camp Mine – America’s Newest Copper Producer



Health & Safety

- 448,641 hours worked project to date
- Zero lost time accidents

Jobs & Community

- Onboarding 100+ new employees at site
- Local contractors and suppliers
- Significant boost to rural Arizona
- Strong Community and Stakeholder support
- Partnership with Community College (first apprenticeship program)

Gunnison Open Pit: Key Metrics

Financial Metrics

- NPV @ 8% (after-tax) \$1,260M
- Internal Rate of Return 20.9%
- Sustaining Cash Cost (LOM Avg) \$1.94/lb
- Payback Period 4 years

Production Metrics

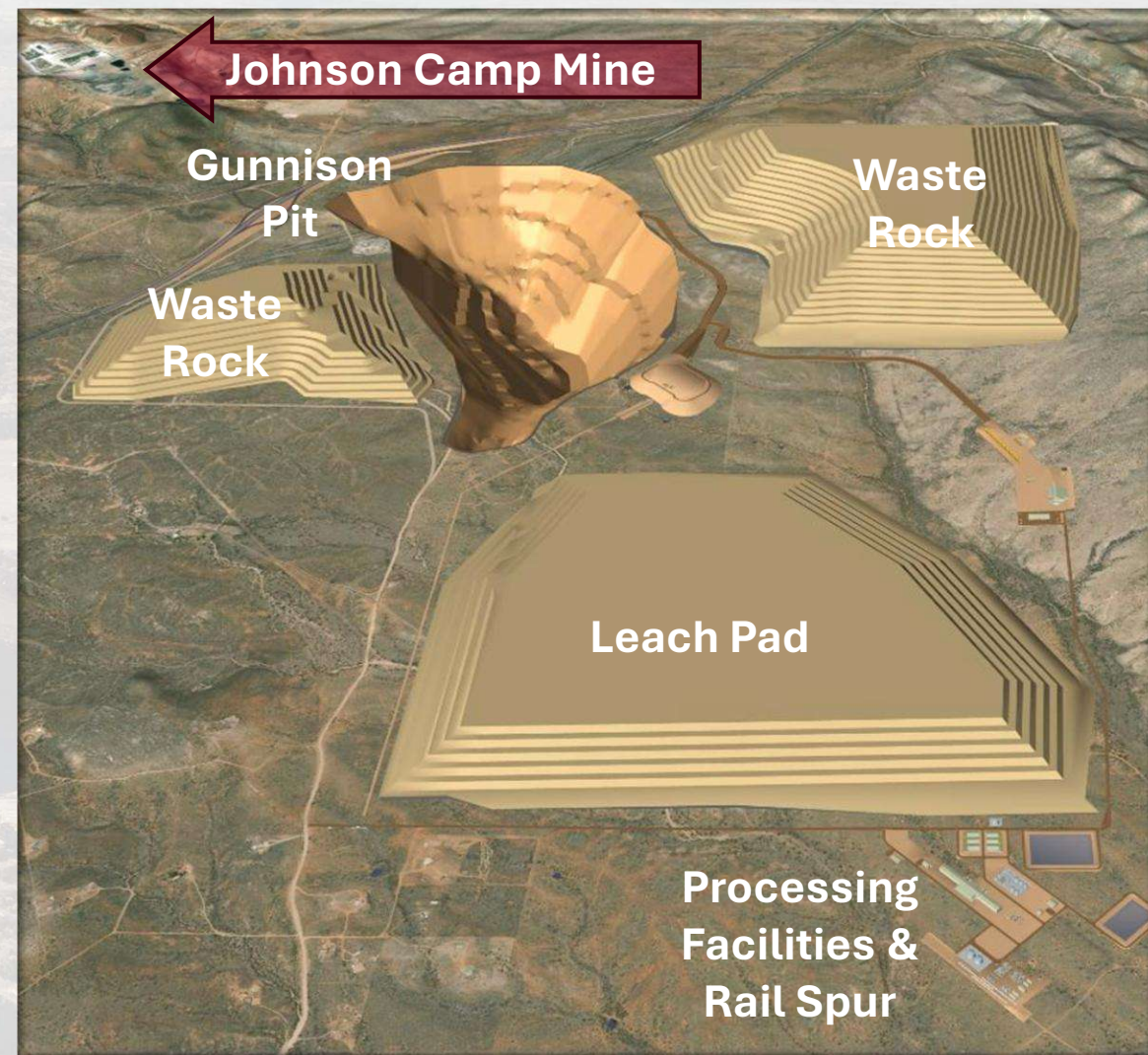
- Annual Copper Cathode¹ ~170 million lbs
- Life of mine 18 years
- First Copper Production² 2030

Mining Metrics

- Mined Resource 551 Mton @ 0.35% Total Cu
- Strip Ratio 2:1 (of which 67% is cheap-to-move gravel)


¹Average annual of Y1 to Y16; Y17 and Y18 are stockpile drawdowns and trailing heap recoveries

²Estimate



The PEA is preliminary in nature, that it includes inferred mineral resources that are considered too speculative geologically to have the economic considerations applied to them that would enable them to be categorized as mineral reserves, and there is no certainty that the PEA will be realized.

Gunnison High Value Add Work Plan – Mineralized Material Sorting



Martin Formation Drill Core

Opportunity

- Machines can mechanically remove low grade material from the process stream using optical recognition technology
- Early test work was 100% successful

Latest Results (Martin Formation, August 2025)

- 1,028-pound sample from latest drilling
- 90% of acid-consuming waste was removed to the waste bin
- 99% of the Copper was recovered to the mineralized bin
- Net effect: **~75% reduction in acid consumption with little to no copper lost**

Impact on Project Valuation

- Potential for significant operating cost savings
- Potential for reduced initial project capital

Table of results from the Martin Formation within the Gunnison Open Pit resource (see Press Release dated September 15, 2025)

Category	Sample Weight (lbs)	Total Copper %*	Acid Soluble Copper %	% of Materials in Samples
Martin drill core	1,028	0.35	0.30	100%
Sorted to mineralization	591	0.62	0.54	57%
Sorted to waste	437	0.03	0.01	43%

Gunnison High Value Add Work Plan – Gravel By-Product

Gravel By-Product

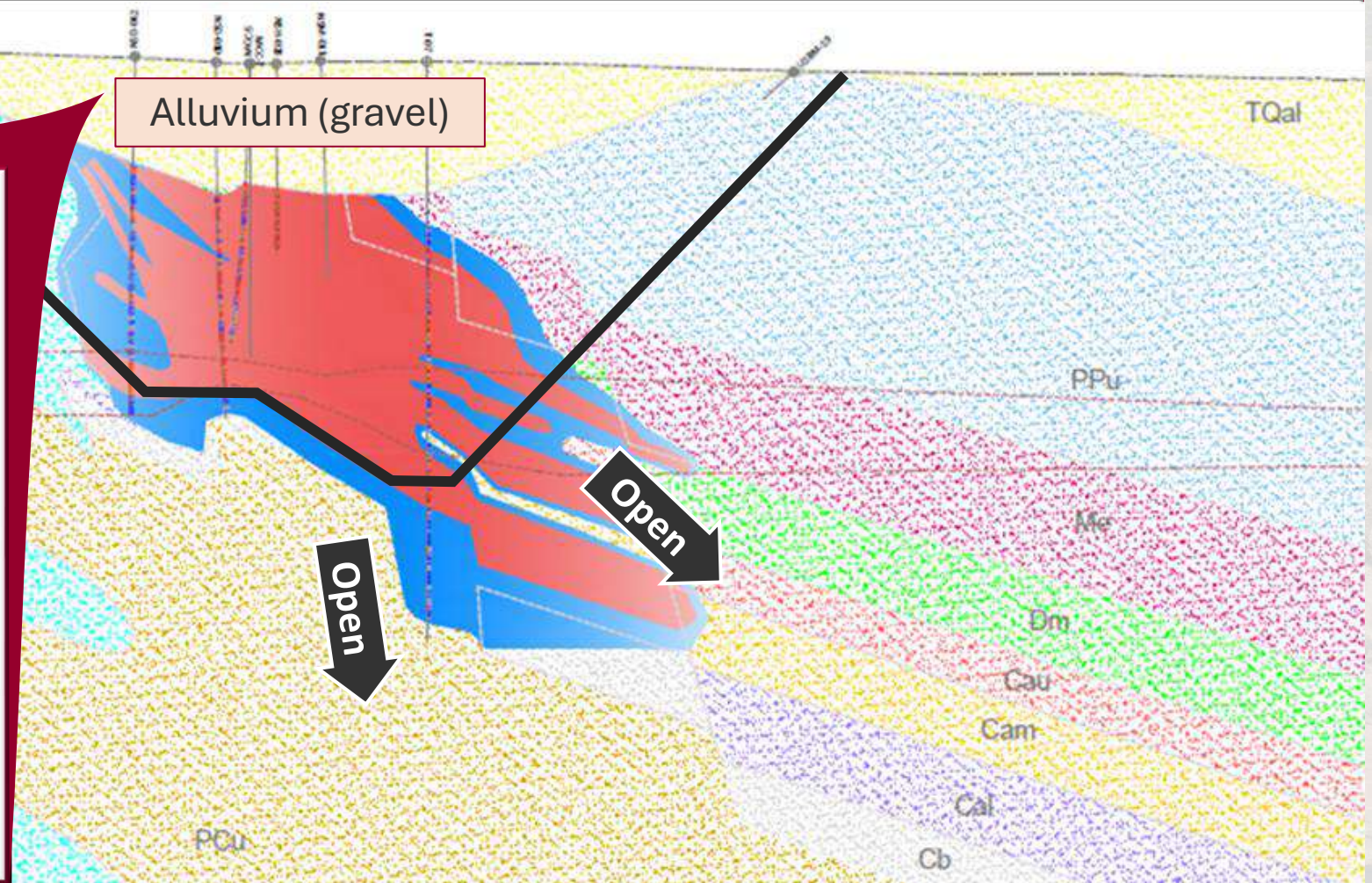
- ~760 M tons LOM
- Rail spur provides access to markets

Impact on Project Valuation

- E.G., just 10% sold at \$5/ton = ~\$380M additional gross revenue (before costs)

2025 Plan to Advance

- Engage independent Gravel expert
- Drill and collect appropriate samples
- Internal valuation / Strategic partner



Approximate Open Pit outline for illustrative purposes showing alluvium (gravel), limestone, and exploration potential

Gunnison High Value Add Work Plan – Limestone By-Product

Limestone By-Product

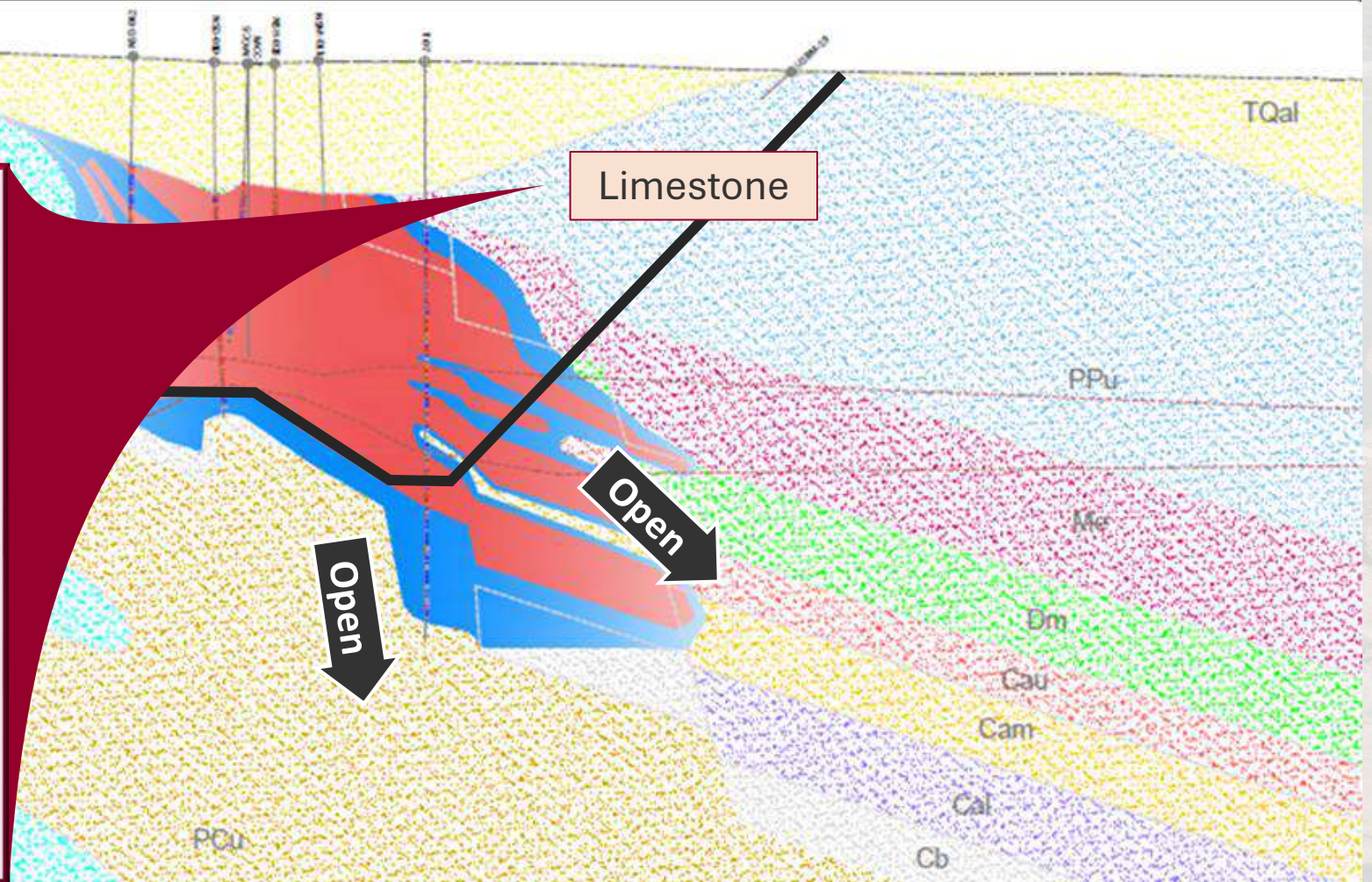
- 85 m tons LOM
- Rail spur provides access to markets

Impact on Project Valuation

- E.G., just 50% sold at \$20/ton = ~\$850M additional gross revenue (before costs)

2025 Plan to Advance

- Engage independent Limestone expert
- Drill and collect appropriate samples
- Internal valuation / Strategic partner



Approximate Open Pit outline for illustrative purposes showing alluvium (gravel), limestone, and exploration potential



Why Invest Now?

U.S. Government Support: Strategic Tailwinds for Domestic Copper



DOE Tax Credits

Johnson Camp Mine
received

\$13.9M

in Section 48C tax credits



Executive Order 14241

Declared a **national emergency** on
critical mineral supply

Directed agencies to **fast-track
permitting** and land access for
mining projects



Defense Production Act

Invoked to provide **funding, loans,**
and **guarantees** for U.S.-based
copper and critical mineral
development



Critical Mineral List

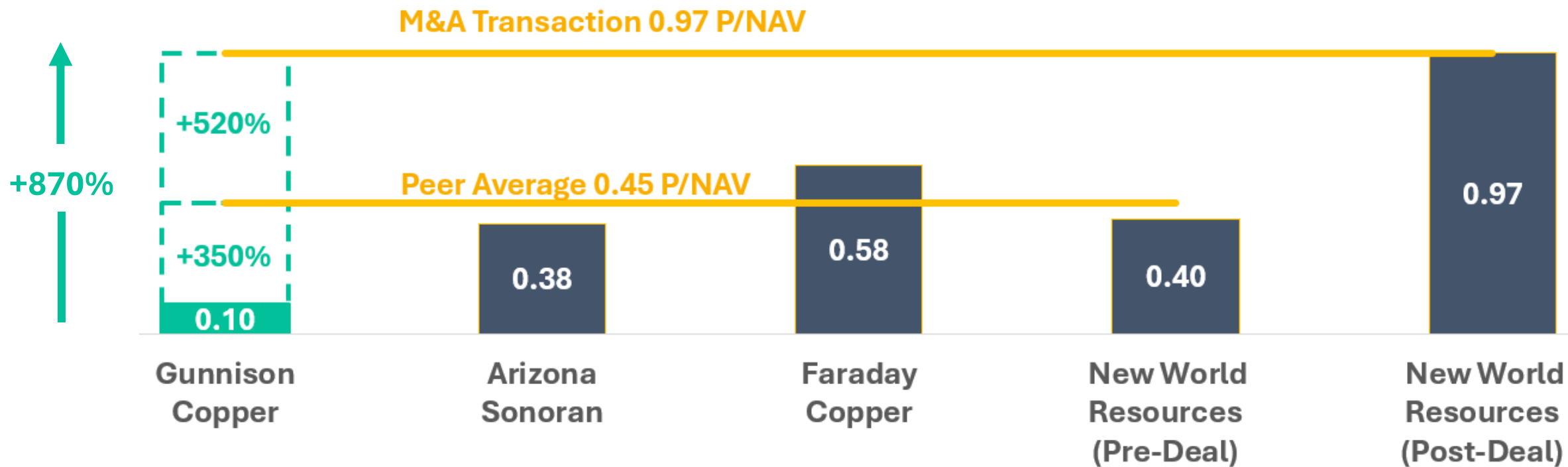
The US government has **added copper** to
its draft **list of critical minerals**, in the
most significant overhaul since the it was
first published in 2018.

DOE and **DOD** are actively

backing domestic copper initiatives through **grants, tax incentives**, and potential **public-private partnerships**



Illustrative Investor Value Proposition – Comparison vs Peers (P/NAV)



*Gunnison P/NAV based on management estimate. Peer group P/NAVs based on CIBC calculation (August 29, 2025)

The Gunnison PEA is preliminary in nature, it includes inferred mineral resources that are considered too speculative geologically to have the economic considerations applied to them that would enable them to be categorized as mineral reserves, and there is no certainty that the PEA will be realized. The above is an indicative projection only and is not a representation as to the future price or value of the Company's securities.

Upcoming Catalysts – Next 6, 12 and 18 Months



- Johnson Camp first Copper Production
- Gunnison Project High Value Add Work Plan results
- Rio Tinto Exploration Partnership Agreement
- Receive and Monetize \$13.9M 48C allocation from Dept of Energy
- Start Gunnison Pre-Feasibility and Permit Amendments

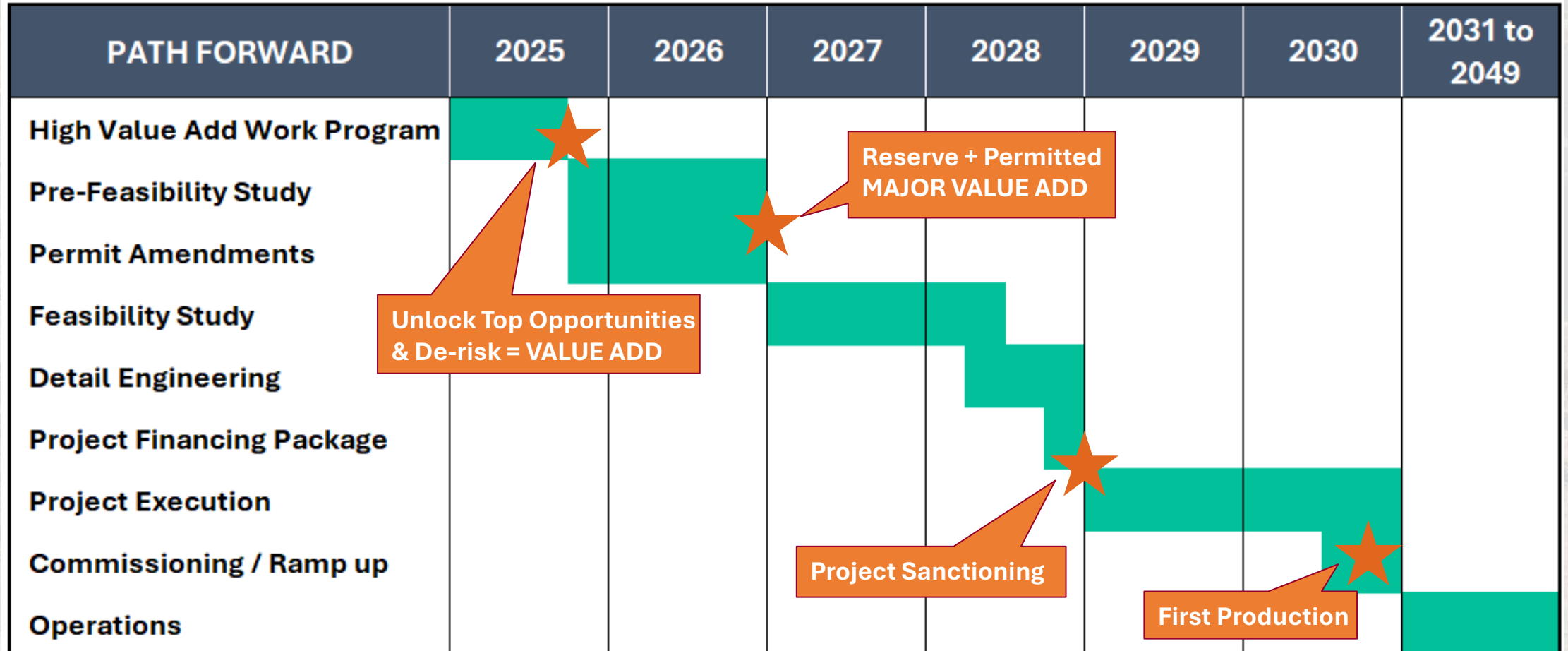
- Onboard Strategic Investors
- Johnson Camp Mine reaches Full Production
- Johnson Camp Mine producer re-rating
- Nebari debt fully retired or partially retired and remainder refinanced to 2029

- Rio Tinto Exploration Partnership Agreement Results
- Pre-Feasibility Study Complete
- Permit Amendments Complete
- Strategic Transaction

14 Major Catalysts Coming Up

The milestones above are indicative only and each milestone is subject to the successful completion of the prior milestone. These milestones represent forward looking information. See “Disclaimer”.

Gunnison Copper Project – Path Forward



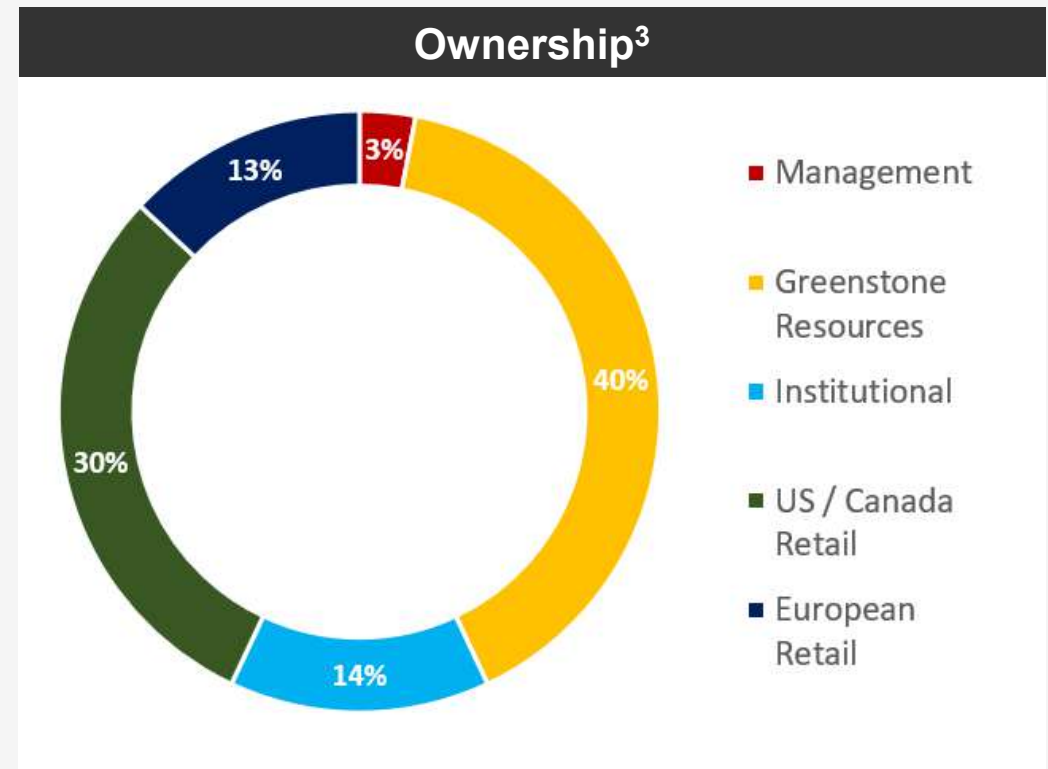
The milestones in the table above are indicative only and each milestone is subject to the successful completion of the prior milestone. These milestones represent forward looking information. See “Disclaimer”.

Capital Structure and Ownership

Capital Structure		
Market Capitalization	C\$94.9M	US\$67.7M
Shares Outstanding	361.5M	361.5M
Options	28.1M	28.1M
Warrants	40.2M	40.2M
Convertibles	65.6M	65.6M
Fully Diluted Share Capital	495.5M	495.5M
Convertible Debt ^{1, 2}	C\$16.4M	US\$11.7M
Non-Convertible Debt ¹	C\$10.5M	US\$7.5M
Cash¹ June 30, 2025	C\$24.2M	US\$17.3M

¹USD converted at 1.40 CAD/USD

²US\$6.25M @ US\$0.21; US\$3.0M @ US\$0.19; US\$2.4M @ US\$0.11



Key Partners and Funding Sources:



Gunnison Copper – Key Team Members

Management



Stephen Twyerould, Ph.D – CEO, President and Director

Over 35 years' experience in the mining industry across numerous early-to-late stage companies worldwide, with extensive track record performing in both technical and management roles.



Craig Hallworth, CPA, CFA - Senior VP and CFO

Over 19 years' experience in finance leadership roles including involvement in the financing and construction of three mines. Former CFO of the Arizona Business Unit at Hudbay, leading the financial aspects of the Copper World project.




Roland Goodgame, Ph.D – Senior VP of Business Development

Over 35 years' experience in the mining industry across numerous large companies worldwide, with strong technical and operating background



Robert Winton, P. Eng – Senior VP/General Manager

Over 25 years' experience in the mining industry across numerous early and mid-stage companies in North America, with strong technical and operating background

 = Based in the United States

Board of Directors



Fred DuVal – Chairman of the Board

Mr. DuVal was the Democratic nominee for Governor of Arizona in 2014 and served as Chairman of the Arizona Board of Regents and on the Arizona Commerce Commission.



Colin Kinley – Director of the Board

Almost 40 years' experience in the mining industry across numerous early-to-late stage companies worldwide, with extensive track record in both technical and management roles in energy transition metals, oil and gas projects.



Michael Haworth – Director of the Board

Mr. Haworth was nominated to the Board of Directors by Greenstone Resources, a private equity fund specializing in the mining and metals sector.



Jason Howe – Director of the Board

Mr. Howe has 20 years of experience in corporate development, finance, and executive leadership. He was a co-founder of Capstone Mining Corp. In addition, Mr. Howe was co-founder of Silverstone Resources until its acquisition from Wheaton Precious Metals



Joseph Gallucci, MBA, ICD.D – Director of the Board

Mr. Gallucci has more than 20 years of experience in investment banking and equity research with BMO Capital Markets, GMP Securities, Dundee Securities, Eight Capital. He is presently Managing Director, Head of Investment Banking at Laurentian Bank Securities.

Near-Term Catalysts

Next 6 Months

Johnson Camp First Copper Production

Gunnison Project High Value Add Work Plan results

Rio Tinto Exploration Partnership Agreement

Gunnison PFS and Permit Amendments

Nuton Production from Johnson Camp

Receive & Monetize \$13.9M 48C Allocation from DOE

Updated Gunnison PEA Incorporating HVA Results

Onboard Strategic Investors



The milestones above are indicative only and each milestone is subject to the successful completion of the prior milestone. These milestones represent forward looking information. See “Disclaimer”.



Gunnison

COPPER

Value Proposition:

- US copper producer this year*
- Significant catalysts over next 6, 12 and 18 months*
- Undervalued relative to peer valuation and M&A transaction*